







ZTV 100. Zürcher Kunstturnertage

Neftenbach

13./14. Mai 2017

PROGRAMM 6

Rang	Name	Jahrg.	Verein	Verband							Total								
1	Samir Serhani	1999	TV Hegi	ZTV	5.6	13.850	14.6	13.050	25.0	13.950	24.8	13.700	64.5	12.950	75.0	13.300	229.5	80.800	G/M
2	Sascha Coradi	1996	TV Bülach	ZTV	5.7	13.450	44.8	10.900	154.5	13.500	44.8	14.150	25.7	14.250	15.8	13.750	131.3	80.000	S
3	Marco Rizzo	1992	Kutu Freienstein-Rorbas	ZTV	5.1	13.250	74.6	13.450	14.3	13.450	54.8	13.950	44.8	11.700	224.7	13.100	428.3	78.900	B
4	Andrin Frey	2000	TV Steffisburg	BE	5.1	13.600	24.2	12.250	104.6	13.450	54.8	14.000	34.6	13.250	53.6	11.800	1426.9	78.350	*
5	Martino Morosi	1999	US Ascona	TI	5.1	13.550	34.3	12.100	114.5	12.900	114.8	13.750	54.1	12.400	154.2	12.550	627.0	77.250	*
6	Ian Raubal	2001	TV Opfikon-Glattbrugg	ZTV	3.9	12.400	153.9	11.750	124.0	13.000	104.0	12.750	104.5	13.050	64.8	13.300	225.1	76.250	*
7	Nicola Graber	1995	TZ Rheintal	SGTV	4.8	11.950	195.1	12.350	84.3	13.150	74.0	12.600	124.8	13.300	45.0	12.750	528.0	76.100	*
8	Davide Bieri	2001	TV Opfikon-Glattbrugg	ZTV	4.6	13.200	84.5	12.850	44.1	11.750	214.0	12.350	174.0	12.000	204.1	12.500	725.3	74.650	*
9	Tim Randegger	2000	TV Wädenswil	ZTV	5.0	12.450	144.5	11.150	143.8	12.600	154.8	13.300	93.5	12.600	94.2	11.650	1825.8	73.750	*
10	Dominic Tamsel	2000	TV Wädenswil	ZTV	4.3	12.400	155.0	11.550	134.0	12.550	174.0	12.100	194.5	12.650	84.6	11.700	1526.4	72.950	*
11	Jonas Munsch	1997	TV Ziefen	NKL	4.3	13.150	94.2	9.600	204.2	13.150	74.0	13.400	84.3	11.600	244.4	12.000	1025.4	72.900	*
12	Sandro Brändle	1997	TZ Fürstenland	SGTV	4.9	13.300	52.7	10.300	193.3	11.500	225.2	13.450	73.1	12.200	182.8	11.700	1522.0	72.450	*
13	Théo Ezahr	2000	E.G.A. Genève	GE	4.2	12.150	174.3	12.300	93.5	11.450	233.2	12.050	204.1	12.550	104.0	11.850	1223.3	72.350	*
14	Erich Artsruni	2000	BTV Bern	BE	4.0	11.700	213.0	10.700	184.0	12.500	184.0	12.600	123.7	12.500	114.1	12.250	822.8	72.250	*
14	Kristijan Gojkovic	1999	STV Lenzburg	AG	4.9	12.600	124.3	12.850	43.9	12.300	194.0	12.400	164.0	12.500	114.3	9.600	2325.4	72.250	*
16	Tobias Stöckli	1998	TV Aeschi	SO	4.2	11.950	194.6	10.900	154.4	12.250	204.0	12.450	154.8	12.350	164.2	11.700	1526.2	71.600	*
17	Nico Neeser	1999	STV Schlossrued	AG	5.2	12.650	115.2	12.950	33.9	10.800	254.0	11.950	224.2	11.950	212.6	10.400	2125.1	70.700	*
18	Lamine Delorme	2001	E.G.A. Genève	GE	3.5	12.050	184.1	8.700	224.1	12.800	143.2	12.050	203.8	12.450	143.8	11.850	1222.5	69.900	*
19	Samuel Wällisch	2000	STV Eien-Kleindöttingen	AG	4.3	12.600	123.2	9.600	202.9	11.350	243.2	12.500	143.8	11.700	224.6	11.450	1922.0	69.200	*
20	Fabien Herzog	1999	BTV Luzern	LU/OW/NW	5.2	12.750	104.0	8.000	233.8	12.850	124.8	12.250	184.1	12.500	114.4	10.350	2226.3	68.700	*
21	Marco Walter	1994	TV Löhningen	SHTV	6.0	13.300	54.9	12.500	65.5	14.050	15.2	14.600	15.2	13.450	3		26.8	67.900	
22	David Fürst	1994	TV Wolfwil	SO			4.8	12.400	76.2	13.800	34.0	12.700	114.7	12.300	17		19.7	51.200	
23	Moreno Kratter	1998	TV Rüti	ZTV			4.4	10.750	174.4	12.850	12		5.0	13.700	24.9	12.250	818.7	49.550	
24	Andreas Gribi	1998	TSV Rohrdorf	AG					4.4	13.150	7		5.2	12.150	193.8	12.000	1013.4	37.300	
25	Noah Bitterli	2001	TV Oberbuchsiten	SO					4.0	12.600	15		4.1	11.050	253.7	10.600	2011.8	34.250	